

# EW SERIES

# Specification

## Splicing Server



## Product Overview

EW Series video splicing server is a professional video processing and control device featuring a pure hardware FPGA design architecture and a modular design. It offers a comprehensive range of input and output interfaces, allowing for flexible configuration of input and output boards to meet diverse Project requirements. It is widely applicable in television stations, dispatch rooms, command centers, exhibition halls, conference rooms, stage performances, data centers, and multi-purpose halls.

EW Series splicing server supports 8K ultra -high-definition video access, multi-screen and multi-layer management, input and output EDID management , input preview and output echo, 3D output , and Genlock, meeting diverse and complex project requirements.

## Features

### Flexible expansion and super load capacity:

- A single card supports 8-channel 2K@60Hz input and output
- The single board supports 2-channel 4K@60H z input and supports input of up to 8K × 2K@60Hz .
- The single-board card supports two-channel 4K@60H z output and a maximum load of 8K × 2K@60Hz .
- Supports to 160 channels of 2K@60Hz input and 128 channels of 2K@60Hz output simultaneously.

### 8K input, massive layers:

- Single channel supports DP1.4 input , with a maximum resolution of 8K× 4K @30Hz .
- Supports a maximum of 24 2K @60Hz layers, 12 4K@30Hz layers, or 6 4K @60Hz layers.
- Supports a maximum of 192 2K layers.

### Innovative architecture, layer sharing:

- Unique hardware output partition design, each zone builds an independent layer resource pool to achieve layer resource sharing within the zone .

### Web control, convenient and fast:

- No software installation is required, it uses web -based control and is not restricted by operating systems or platforms.
- The operation is simple and fast, with real-time response and easy configuration of complex scenarios.
- Real-time preview function can be realized without the need for an external monitoring board

## Features

### Multiple management methods , easy management:

- Scene Management
- Different preset parameters can be saved as scenes, supporting one-click call of single-screen scenes and multi-screen scenes for easy switching.
- Group screen management
- Supports management of up to 8 groups of screens, and each group of screens can customize the output resolution, making it easy to complete complex scene display control.
- Patrol Management
- Supports scene patrol to meet unmanned application scenarios.

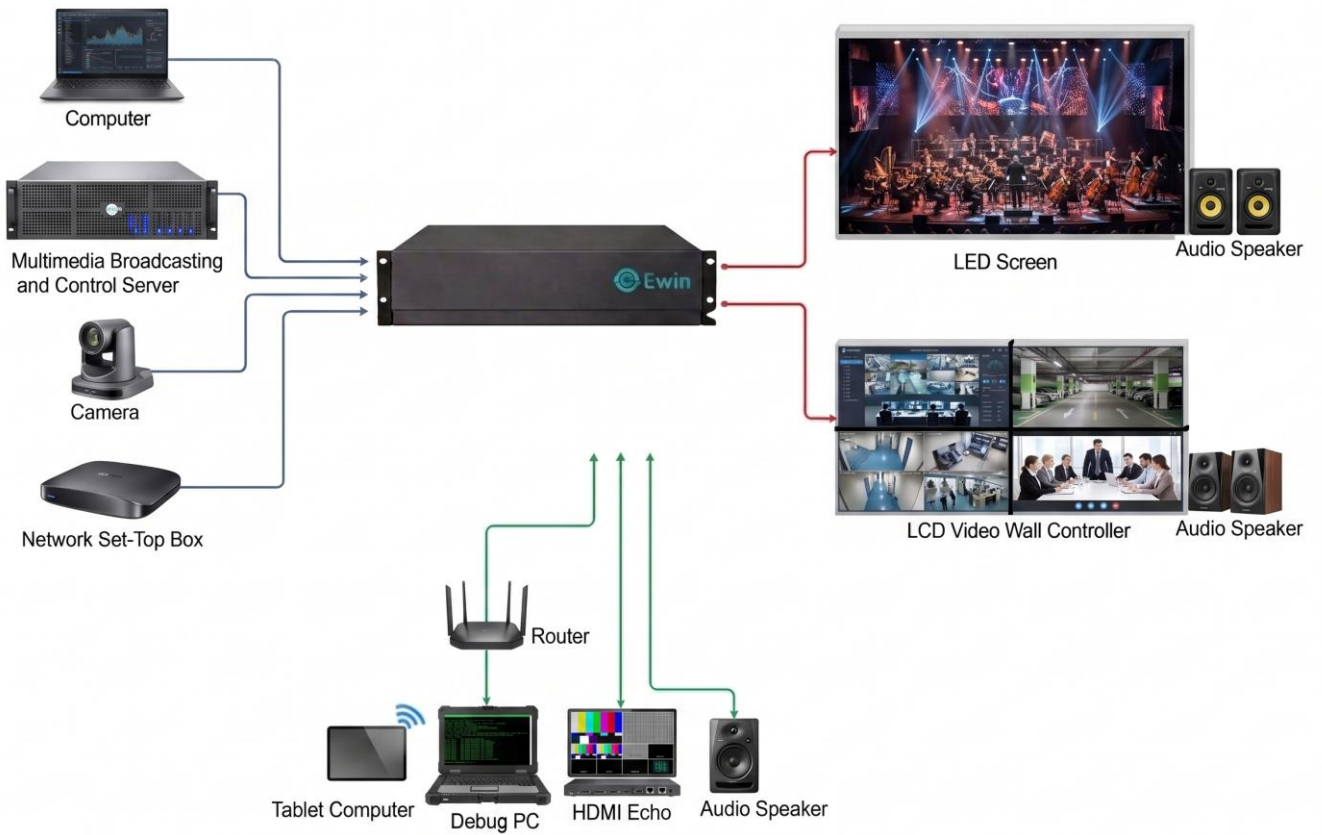
### Diverse display , rich visual experience:

- Input source logo  
Characters are embedded in each input signal to identify the input signal, and the screen displays the embedded characters while displaying the input signal.
- Rolling subtitles  
Subtitles can be displayed statically or scrolled dynamically. Users can set the font, subtitle background, scrolling mode, etc.  
A single screen supports up to 8 subtitles.
- Seamless switching  
When switching layer signals or calling scenes, there is no black screen, no flickering, and no lag during the entire process.

### Intelligent monitoring and backup , stable and reliable:

- Real-time hardware monitoring  
Supports hardware monitoring, including real-time monitoring of hardware module temperature and voltage , firmware version, operating status , fan speed , etc.
- Support remote upgrade  
Program upgrades can be performed remotely, making system maintenance simple.
- Support redundant power supply (EW60 upto), controller card (EW30 upto)  
Supports adding two power supplies to improve system reliability and stability .
- Support input module and output module backup  
Automatic switching in case of failure, double protection of system operation , and the switching process does not affect equipment operation.

## Diagram




## Input Board Introduction



DVI Input



HDMI 1.3 Input



HDMI 1.4 Input



HDMI 2.0 Input



DP 1.2 Input



3G-SDI Input



IP Input



HD Base T 4K30



HDMI 1.3 Input



HDMI 1.4 Input



HDMI 2.0 Input



DP 1.2 Input



DP 1.4 Input



12G-SDI Input



HD Base T 2K Input



HD Base T 4K30

## Output Board Introduction



DVI Output



HDMI 1.3 Output



HDMI 1.3 Audio Output



HDMI 1.3 Output



HDMI 2.0 Output



HDMI 2.0 Output



DP 1.2 Output



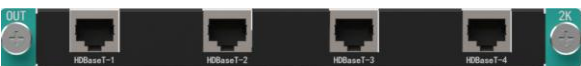
DP 1.2 Input



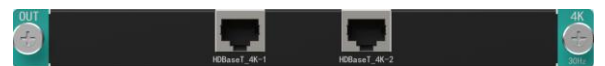
3G-SDI Output



3G-SDI Output



HDBase T 2K Output



HDBase T 4K30 Output



HDBase T 4K30 Output

## Control Board Introduction



## Specification

### Product Specification

Model	EW10	EW15	EW20	EW30	EW60	EW140
Chassis	1.5U	1.5U	2U	3U	6U	14U
Maximum number of supported input cards	1	2	4	6	8	20
Maximum number of supported input Channels	4	16	32	44	64	160
Maximum number of supported output cards	2	2	3	5	8	16
Maximum supported output channels	12	16	24	40	64	128
Maximum number of layers	6	16	24	48	96	192
Input power	110-240V~, 47-63Hz, 1A					
Power consumption	50W	80W	100W	160W	320W	600W
Work Environment	0-45°C, 0%RH-80%RH, non-condensing					
Storage environment	-20°C~65°C, 0%RH~95%RH, non-condensing					
Dimensions	482.6mm×343mm×75mm (L×W×H)	482.6mm×343mm×75mm (L×W×H)	482.6mm×358.7mm×95mm (L×W×H)	482.6mm×358.7mm×139.5mm (L×W×H)	482.6mm×484.5mm×272.9mm (L×W×H)	670mm × 630mm × 900mm (L×W×H)
Net weight	5Kg	5Kg	8Kg	10Kg	20Kg	42Kg